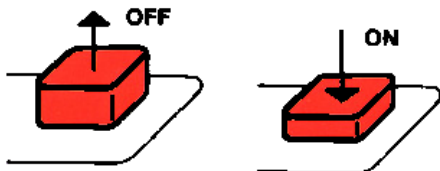


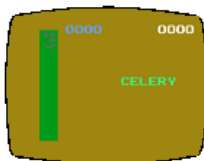
IMPORTANT!

Always be sure that the power to your Odyssey² console is turned off before inserting a game cartridge. This protects the electronic components and extends the life of the unit.



TO BEGIN:

- 1 Insert the cartridge into the slot of the Odyssey² console with the label side facing the alpha-numeric keyboard.
- 2 Turn on the power by pressing the power button on the console. This picture will appear on your TV screen. If it does not, press the RESET key on the alpha-numeric keyboard.

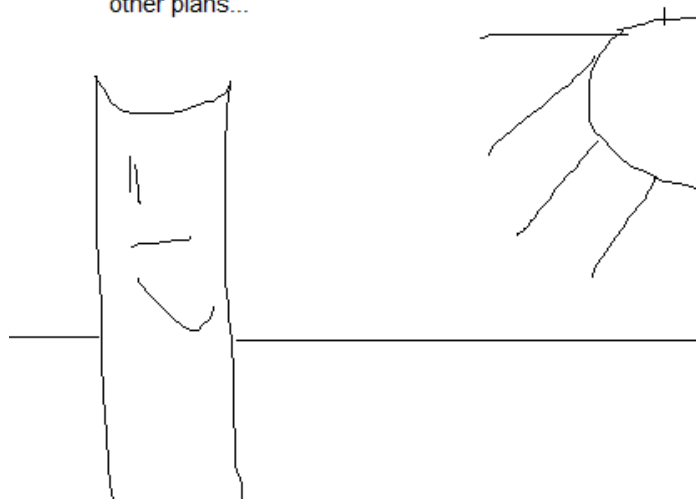


On-screen colors may vary according to individual TV's color adjustments.

THE 50-FOOT-TALL STALK OF CELERY

(One player)

- 1 One day, Mr. Celery was just minding his own business when all of a sudden, a vegetarian showed up and tried to eat him! Luckily for the celery, he didn't. But then the next day, another one showed up, and another! So Mr. Celery went back into his house on a nice summer day and worked on a contraption to kill the vegetarians that kept wanting to eat him. When it was done, it was a nice blue machine. "Hopefully it will keep the vegetarians away," thought Mr. Celery. But the vegetarians had other plans...

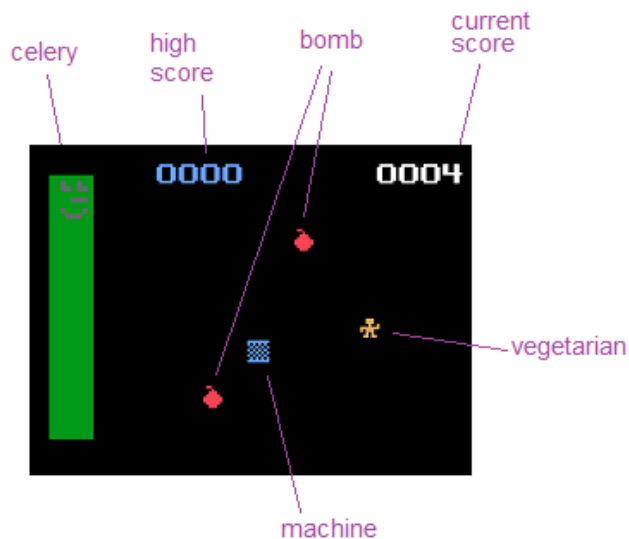


- 2 To begin, press fire. If you have the voice unit, it will keep saying "celery" until you begin the game.

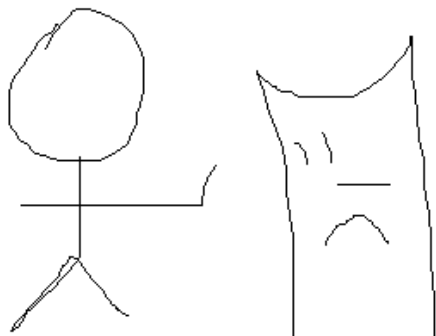


- 3 It seems like the vegetarians have discovered a lot of bombs! They're trying to kill your vegetarian-killing machine! Those bombs are red and deadly, and just one hit of a bomb will cause your machine to break and the game will end.

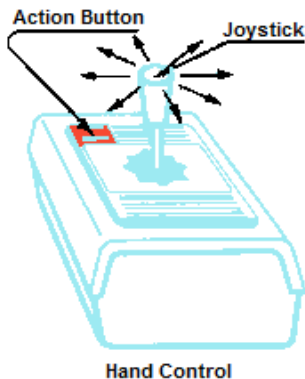
- To move the machine, use the joystick. When the machine gets to the extreme right, it will warp back to the left side of the screen and vice-versa. Same goes for the up and down sides of the screen.
- Note that the celery is inactive during the game, he's standing there watching you destroy the vegetarians.



- 6 The vegetarians move the same way as the machine (see step 4). Keep this in mind when controlling your machine.
- 7 To kill a vegetarian, get your machine under one and press fire. If you got him, a sound will play and a point will be added to your score. Additionally, if you have the Voice module, it will say "gotcha!" Make sure the fire button is pressed when you get your machine under a vegetarian, otherwise nothing will happen. Once a vegetarian is killed, another one will pop up elsewhere on the screen.
- 8 The high score function will save the highest score you have played during the time you turned the game on. Turning the game off will erase the high score and it will reset to 0000.



- 9 The bombs fall from top to bottom (they do not move left or right.) The further you get into the game, the faster they fall. The speed goes up at 25 points and again at 50 points.



- 10 The game ends if you hit a bomb. When you do, the game will freeze for a few seconds then go back to the title screen and the score you got on the last round is displayed in the upper right hand corner of the screen.